

202

Non-return axial guided valve
02 System

Technical Data Sheet



Description

A non-return valve is compatible with many types of fluids and can be adapted to a wide range of installations. However, each of these installations comes with their own particular constraints : mechanical, hydraulic, physical or chemical. The O2 system offers the best compromise between hydraulic performance, ruggedness, sealing-tightness and cost effectiveness with any kind of liquids (subject to a validation of our recommendation service).

Our valves meet the requirements of the Pressure Equipment Directive 2014/68/UE. This range extends from 65 to 100 mm. By its technology, it operates in any position. It's compact and it doesn't generate hammering.



202

Non-return axial guided valve - O2 System

DN		PFA in bar	PS in bar				Cat.	Ref.	Weight Kg
"	mm		L1	L2	G1	G2			
2 1/2	65	16	16	16	15	16	I	149B2286	3,2
3	80	16	16	16	12	16	I	149B2287	5,8
4	100	16	16	16	10	16	I	149B2288	9,2

OPTIONS :

202 B : 2 threaded plugged bosses

202 Z : all bronze

202 RR : rilsan-coated

Important notice :

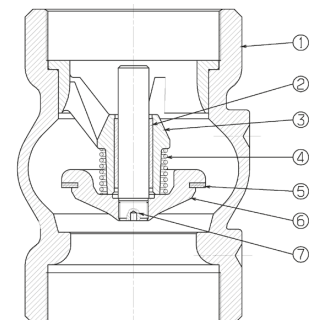
The indicated pressure for the different categories of fluids (L1/L2/G1/G2) is under no condition a guarantee of use. Therefore, it is essential to validate the use of products under given operating conditions. The operating instructions are available on our web site www.socla.com or by requesting from our sales department.

Technical features

Operating temperature	-10 °C to 100 °C
Permissible operating pressure (PFA) in water	See table above
Maximum permissible pressure (PS) other mediums	See table above
Connection	Female/female, G cylindrical gas thread (BSP)
Mediums	Clear liquids, gas

Nomenclature and materials

N°	Description	Materials	EURO	ANSI	
1	Body	Cast iron / Epoxy	EN 1561 EN-GJL-250	ASTM A 48 35 B	
2	Ring	Dn 3" - 4"	Bronze	EN 1982 CuSn5Zn5Pb2-C GS	
3	Guide	Dn 2"1/2	Bronze	EN 1982 CuSn5Zn5Pb2-C GS	
		Dn 3" - 4"	Cast iron / Epoxy	EN 1561 EN-GJL-250	ASTM A 48 35 B
4	Spring	Stainless steel	EN 10270-3 X10CrNi18-8	AISI 302	
5	Seal	EPDM			
6	Closing system	Dn 4"	Cast iron / Epoxy	EN 1561 EN-GJL-250	ASTM A 48 35 B
		Others DN : one-piece	Bronze	EN 1982 CuSn5Zn5Pb2-C GS	
7	Stem	Dn 4"	Bronze	EN 1982 CuSn5Zn5Pb2-C GS	



Approvals



International construction Standards :
Directive 2014/68/UE
Thread connection NF EN ISO 228-1

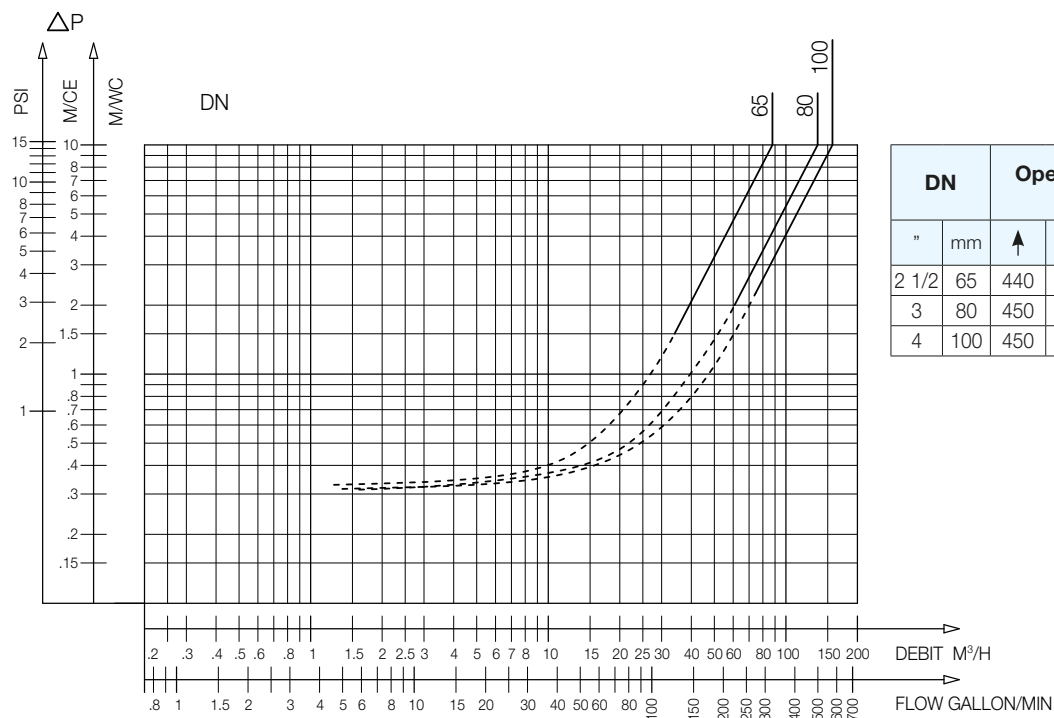
Application

Water supply, water distribution, pumping, industry.

Operation

Direction for use :

- Solid line : Valve completely open
- Dotted line : opening stage of valve

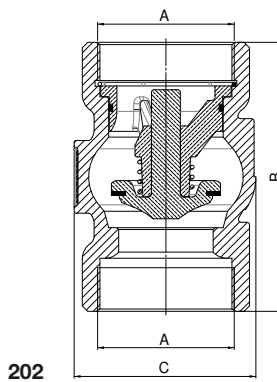


DN	Opening pressure in mm CE				Kv	ζ	
	↑	↓	↔	Without spring			
2 1/2	65	440	220	330	110	87,8	3,7
3	80	450	190	320	130	136,2	3,5
4	100	450	190	320	130	157	6,5

202 - Headloss chart

Sizing

A		B	C
"	mm	mm	mm
2 1/2	65	148	97
3	80	174	125
4	100	203	150



The descriptions and photographs contained in this product specification sheet are supplied by way of information only and are not binding.
 Socla reserves the right to carry out any technical and design improvements to its products without prior notice. Warranty : All sales and contracts for sale are expressly conditioned on the buyer's assent to Socla terms and conditions found on its website at www.socla.com. Socla hereby objects to any term, different from or additional to Socla terms, contained in any buyer communication in any form, unless agreed to in a writing signed by an officer of Socla.



Socla sas
 365 rue du Lieutenant Putier • 71530 Virey-Le-Grand • France
 Tel. +33 03 85 97 42 00 • Fax +33 03 85 97 42 42
contact@wattswater.com • www.socla.com
 ISO 9001 version 2015 / ISO 18001